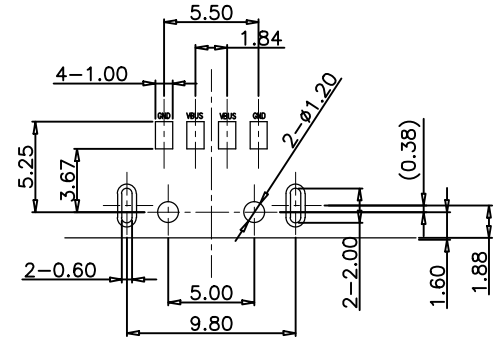
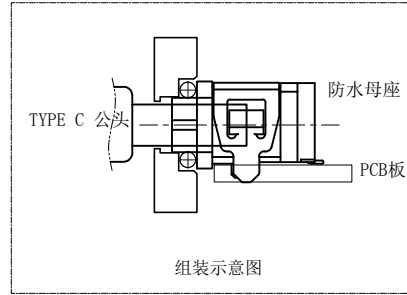
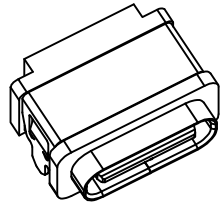
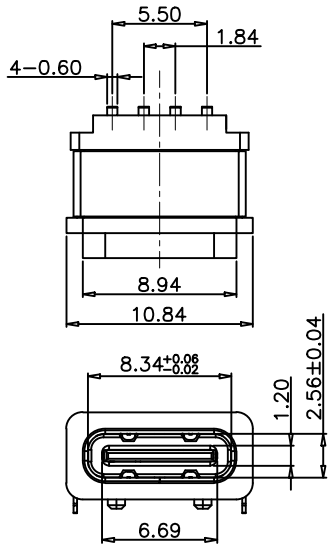
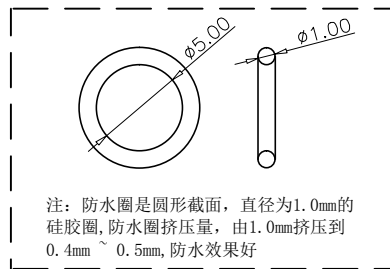
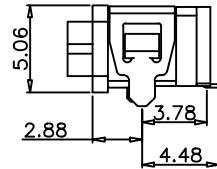
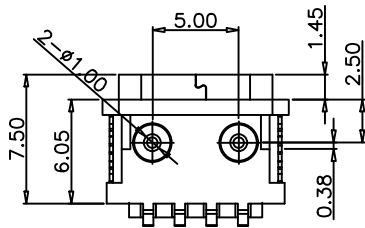


REV.	ZONE	DESCRIPTION	DESIGN	DATE
A		NEW		



RECOMMENDED PCB LAYOUT(TOP VIEW)

THICKNESS T=1.0mm
DEFAULT TOLERANCE+/-0.05



NOTES:
SPECIFICATION:

- CURRENT RATING: 3.0A MAX
- DIELECTRIC WITHSTAND VOLTAGE: 100VAC
- TEMPERATURE RANGE: -30 °C ~ 85 °C
- CONTACT RESISTANCE: 40 MILLIONHM MAX
- INSULATION RESISTANCE: 100 MEGOHMS MIN.
- INSERTION FORCE : 5N~20N
- UNMATING FORCE: 8N~20N
- DURABILITY:5000 CYCLES

30 Min/1.0m
IP-X7

A9	VBUS	B12	GND
A12	GND	B9	VBUS
PIN	SIGNAL NAME	PIN	SIGNAL NAME

5	Shell2	1	SUS301 Ni Plating T=0.20mm	Ni:40~120u";
4	Shell1	1	SUS301 Ni Plating T=0.30mm	
3	Housing2	1	LCP(G.F30%)	
2	Contact	4	Phosphor bronze C5210R-EH Au/Ni Plating T=0.20mm	Ni:40~160u"; Au:CONTACT AREA:3u", OTHER AREA:G/F
1	Housing	1	LCP (G.F30%)	
ITEM	PART NAME	Q' TY	FINISH	NOTE

.X	±0.50	.X°	± 2°	UNITS	mm
.X	±0.30	.X°	± 1°		
.XX	±0.10	.XX°	± 0.5°	MAT'L	/
.XXX	± 0.05			FINISH	/
				Q'TY	/

深圳市创粤科技有限公司

TITLE:
USB 3.1type-c 4p 板上防水两脚

APPD:
CHKD:
DR:

DWG NO.:
CY-HTF1-4PC-730

SCALE	SHEET	REV.
1/1	1/1	A1