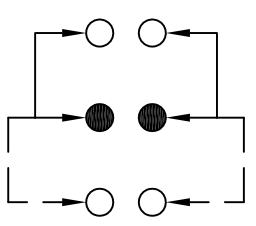
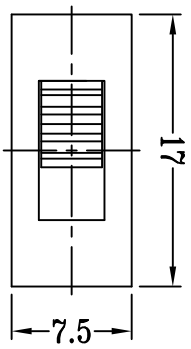
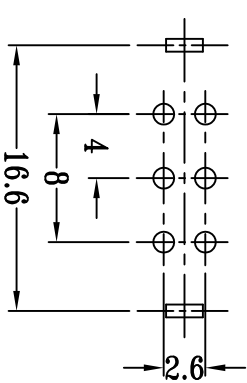
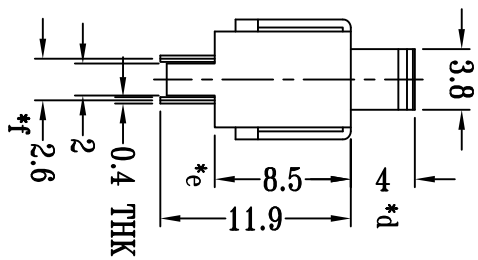
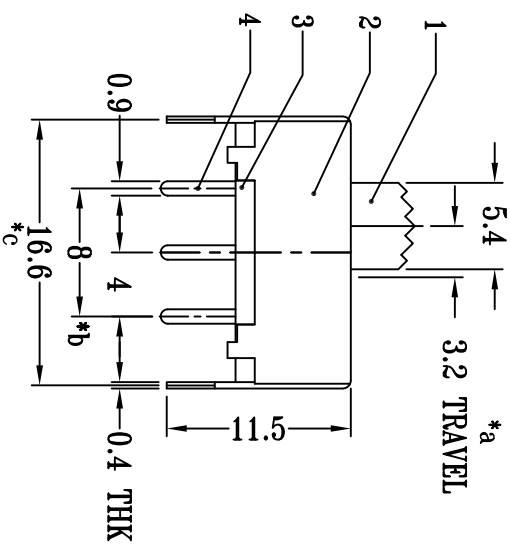




CAD FILE:



SCHEMATIC (NON-SHORTING)



P.C.B LAYOUT  
BOTTOM VIEW

注：“\*”表示关键尺寸(6个).

8																					
7																					
6	SPRING	STEEL WIRE	2	NATURAL																	
5	CONTACT	BRASS STRIP	2	Ag PLATED																	
4	TERMINAL	BRASS STRIP	6	Ag PLATED																	
3	BASE	PHENOLIC RESIN	1	NATURAL																	
2	FRAME	STEEL STRIP	1	Ni PLATED																	
1	KNOB	POM	1	BLACK																	
	PARTS	MATERIALS	Q'TY	FINISH																	

TOLERANCE UNLESS SPECIFIED																						
WITHIN 1.5mm : ±0.1mm		A	2019-8-8																			
OVER 1.5mm : ±0.2mm		ISSUE	DATE																			
TITLE : VERTICAL SLIDE SWITCH		DATE																				
MODEL: SS22F07G4		UNIT : mm	SCALE: 2:1	DRWG NO.:	HQ-DR-SS22F07G4-00	DRWN.	余丽珍	CHK'D	卢业创	APPD.	2019-8-8											
TOLERANCE UNLESS SPECIFIED																						
WITHIN 1.5mm : ±0.1mm		A	2019-8-8																			
OVER 1.5mm : ±0.2mm		ISSUE	DATE																			
TITLE : VERTICAL SLIDE SWITCH		DATE																				
MODEL: SS22F07G4		UNIT : mm	SCALE: 2:1	DRWG NO.:	HQ-DR-SS22F07G4-00	DRWN.	余丽珍	CHK'D	卢业创	APPD.	2019-8-8											

深圳市创粤科技有限公司

初版

DESCRIPTIONS OF REVISION

卢业创

APPD.

2019-8-8

2019-8-8